

SLEEVE-LOK REMOVABLE BOLLARD – Roller Door Model

Sleeve-lok model BSL90RD is designed for warehouse roller door protection.

The heavy duty steel post actually locks your roller door down to the ground, thereby offering maximum security against ram raiding or levering-up of the door.

The steel in-ground sleeve incorporates a hinged hole cap which locks the post down with a padlock.

Value Features:


- » Super Strong 90mm diameter post with 5mm thick wall.
- » Post locks into a steel in-ground sleeve.
- » Can be installed into existing or new concrete, bitumen or gravel surfaces.
- » In-ground sleeve has a hinged hole cap for pedestrian safety.

Specifications:

- Description:** Removable bollard post for the control of vehicle access.
- Material:** Steel post 90mm diameter with 5mm thick wall.
- Finish:** Safety yellow powder coat. Other colours on request.
- Height:** Above ground 950mm. Below ground 225mm.
- Weight:** Post 11.8kg. / Sleeve 2.5kg.
- Locking:** Sleeve cap locks to post with padlock. **(Padlock sold separately).**
- Installation:** In-ground sleeves are available in either core-drilled or new concrete models. **Please specify when ordering.**



BSL90RD (padlock sold separately).



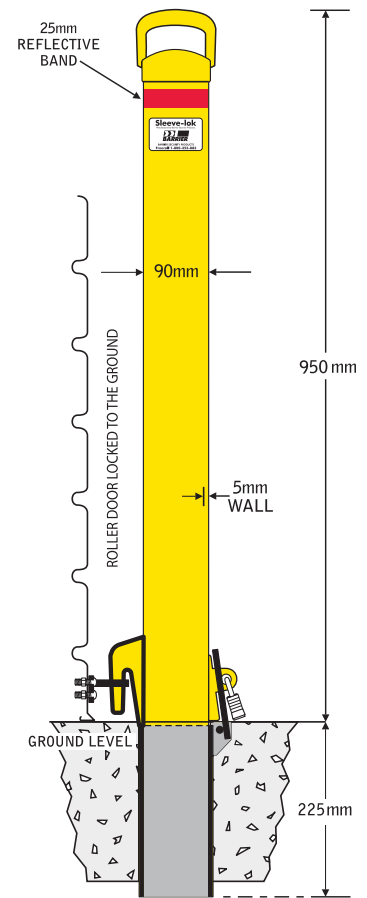
Insert and lock.



Double hanging holder.



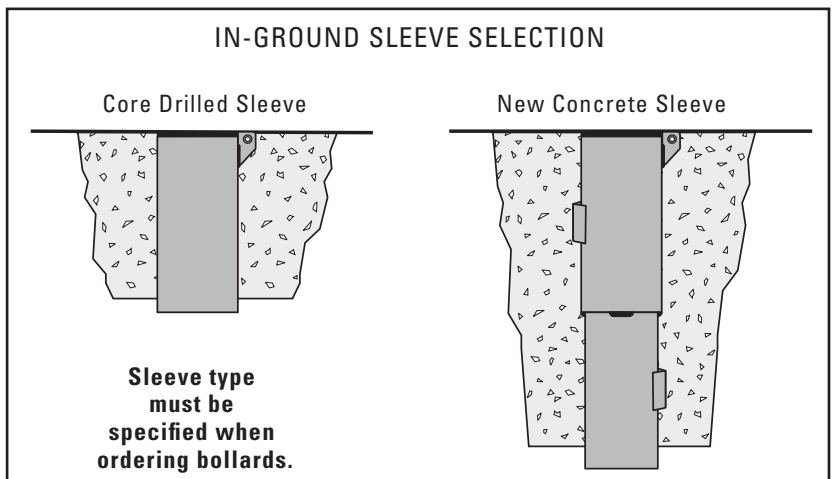
Surface mount holder with optional padlock.



PART No.	DESCRIPTION
BSL90RD	Sleeve-lok 90 rollerdoor post, sleeve & brackets
BSL90S-CD	Additional core drilled sleeve (90mm)
BSL90S-NC	Additional new concrete sleeve (90mm)
BSL90H	90mm surface mount storage unit
BHH901	90mm wall mount storage unit (single)
BHH90	90mm wall mount storage unit (double)
BPL2	Padlock – high security 9mm shielded shackle
S1228-PP	Sign "NOTICE remove bollards etc"

NOTICE
REMOVE SECURITY BOLLARDS BEFORE RAISING DOOR

S1228-PP
Optional notice sign To be installed at the door control station where the door is fitted with external bollards.



SLEEVE-LOK REMOVABLE BOLLARD – Free Standing Model

Sleeve-lok model BSL is designed for the protection for shop fronts, etc. and the restriction of unwanted vehicle traffic, while allowing the free movement of pedestrians.

Available in 90 and 140mm diameter as standard and 63mm on request. The steel in-ground sleeve incorporates a hinged hole-cap which locks to the post with a padlock.

Optional bollard holders are available for the storage of bollards when not in use. They are available in two styles, either surface mounted or wall mounted hanging holders.

Value Features:



- » Available in two standard sizes 90mm or 140mm diameter.
- » Post locks into steel in-ground sleeve.
- » Can be installed into existing or new concrete, bitumen or gravel surfaces.
- » In-ground sleeve has a hinged hole cap for pedestrian safety.
- » Optional storage units for bollards when they are not in use.

Specifications:

Description:	Removable bollard post for the control of vehicle access.
Material:	Steel post with 5mm thick wall.
Finish:	Safety yellow powder coat. Other colours on request.
Height:	Below ground 225mm. BSL90 – Above ground 950mm. BSL140 – Above ground 1050mm.
Weight:	BSL90 – Post 11.8kg. / Sleeve 2.5kg. BSL140 – Post 19.5kg. / Sleeve 5.5kg.
Locking:	Sleeve cap locks to post with padlock. (Padlock sold separately).
Installation:	In-ground sleeves are available in either core-drilled or new concrete models. Please specify when ordering.

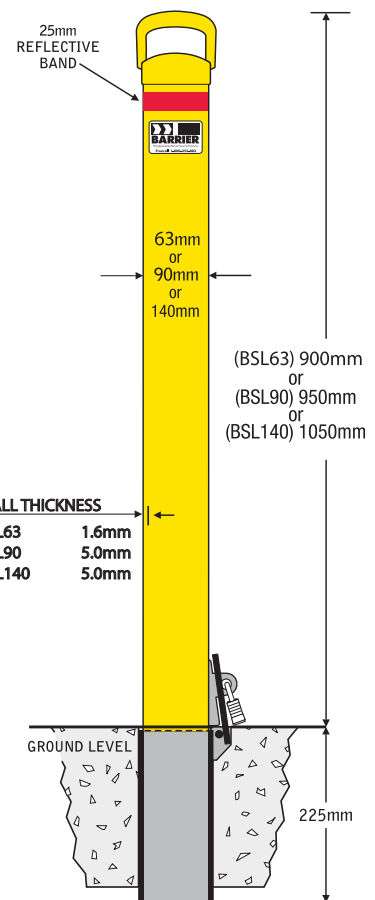
PART No.	DESCRIPTION
BSL63	Sleeve-lok 63 freestanding post & sleeve (on request)
BSL63S-CD	Additional core drilled sleeve (63mm)
BSL63S-NC	Additional new concrete sleeve (63mm)
BSL90	Sleeve-lok 90 freestanding post & sleeve
BSL90S-CD	Additional core drilled sleeve (90mm)
BSL90S-NC	Additional new concrete sleeve (90mm)
BSL90H	Sleeve-lok 90mm surface mount storage unit
BHH901	90mm wall mount storage unit (single)
BHH90	90mm wall mount storage unit (double)
BSL140	Sleeve-lok 140 freestanding post & sleeve
BSL140S-CD	Additional core drilled sleeve (140mm)
BSL140S-NC	Additional new concrete sleeve (140mm)
BSL140H	Sleeve-lok 140mm surface mount storage unit
BPL2	Padlock – high security 9mm shielded shackle



Double hanging holder.

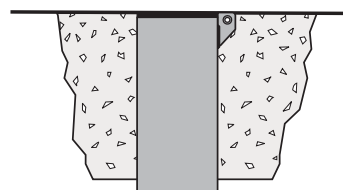


Surface mount holder
with optional padlock.

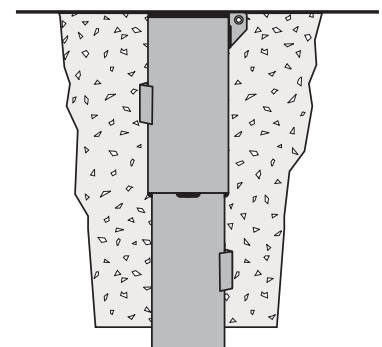


IN-GROUND SLEEVE SELECTION

Core Drilled Sleeve



New Concrete Sleeve



Sleeve type
must be
specified when
ordering bollards.